

## *Tulip mittens*

### **You need:**

2-ply wool yarn (I used Järbo 2 tr ull).

Yarn 1: 100 g

Yarn 2: 50 g

Yarn 3: 50 g

3,0 mm knitting needles to knit on the round.

CO 46 sts

15 rows: k 1, p 1.

Follow fig 1 and 2, increase for thumb as shown on fig 2. At row 15, k 9 with another yarn for thumb.

At row 52: decrease by doing skpo with the first 2 then in the end k2tog front and back.

Continue to do like this until row 55. Then on row 56: skpo, k2tog to the end and repeat on the other side.

Knit 1 row.

Repeat as you did on row 56 on row 58.

Cut threads and finish the hand.




Fig 1




Fig 2

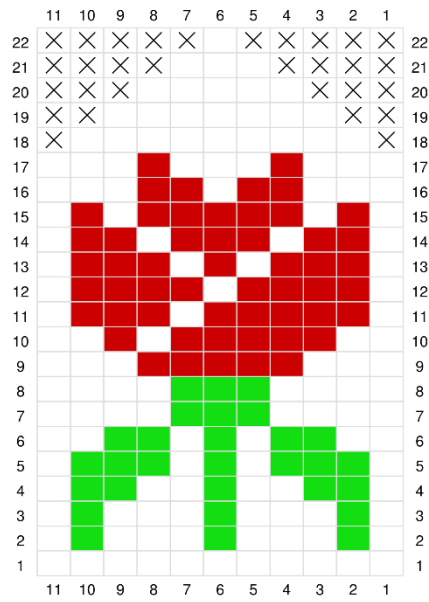


Fig 3

## Thumb:

Follow fig 3.

Row 18:

- [k 1, skpo, k 5, k2tog, k 1] x 2
- [k 1, k3, k2tog, k 1] x 2
- [k 1, skpo, k 1, k2tog, k 1] x 2
- k 1, k3tog, k 1] x 2
- The thumb is now finished.